









Waiter Legacy

LED STATUS

	LED OFF - OFF mode
	HEAT or A/C mode but not commanded to run
	HEAT mode - Furnace commanded to run A/C mode - Compressor commanded to run
	A/C mode. Compressor Hard Start delay
	A/C mode. Compressor SHED
	A/C mode. pre-SHED. Waiting for more amps to become available
	Communications failure
	Temperature sensor failure




SENSOR TEST

FRONT LED - blinks the current temperature

REAR LED blinks the current set point

To place the FRONT or REAR system in test mode, select FAN LO, and place the other system in OFF. Momentarily press the TEST button until both red LEDs light.

To stop test, place both systems in OFF. Momentarily press the TEST button until both red LEDs light.

	One long blink indicates a negative number. One short blink indicates a "100" digit
	Blink the "10"s digit
	Blink the "1"s digit